

1. Results of Budget Consultation

- 1.1 The council's budget consultation for 2015/16 has utilised an on-line interactive budget survey developed with Govmetric, a link to which has been available on the council's website. Leaflets were also available from the reception at the City Council offices at the Docks, GL1, Oxstalls Sports Park, the Guildhall, and at the City and Folk museums.
- 1.2 Any callers to the council by telephone during the consultation period were also given the opportunity to take part in the survey by customer services staff.
- 1.3 Throughout this process, views of the public and other partners/stakeholders have been sought on the council's financial plans including levels of spending, potential efficiencies and budget savings, as well as opinions on the level of council tax increases and other fees and charges.
- 1.4 The online and offline consultation also highlighted the savings the City Council has already made and highlighted the share of Council tax received by the City.
- 1.5 There were 652 responses received as part of the consultation process

2. Consultation responses

Q. *Which Council Services are most important to you?*

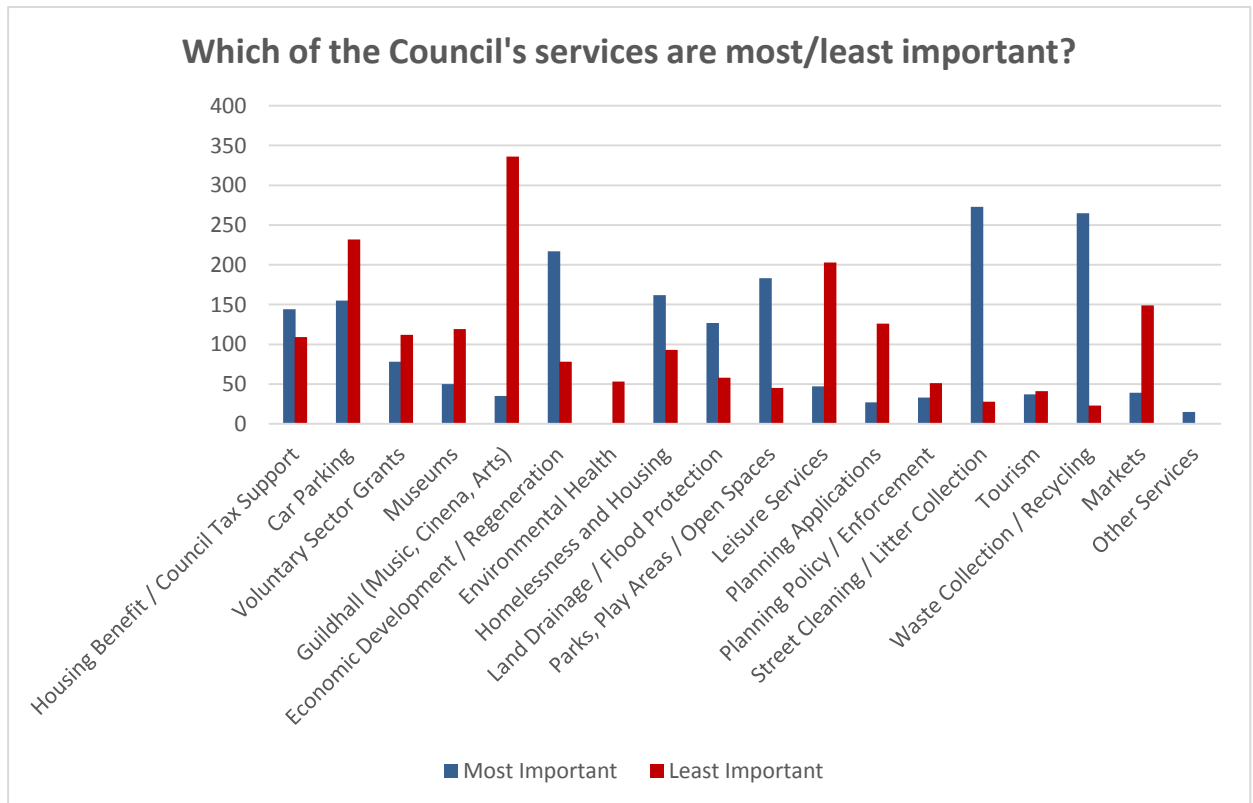
The consultation asked for the people to select the 3 **most** important services provided by the Council from eighteen options, the top 6 and the % are as follows;

1.	Street Cleansing & Litter Collection	14.5%
2.	Waste Collection	14%
3.	Economic Development	11.5%
4.	Parks, play areas and open spaces	9.7%
5.	Homelessness	8.6%
6.	Car Parking	8.2%

The consultation asked for the people to select the 3 **least** important services provided by the Council from eighteen options, the top 6 and the % are as follows;

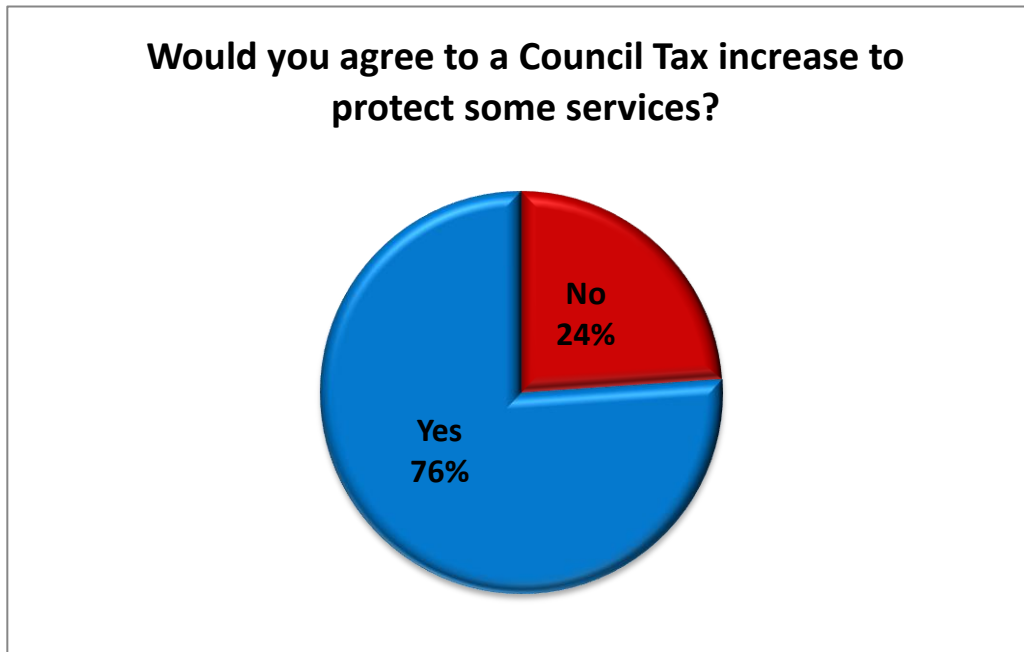
1. Gloucester Guildhall (Music, Cinema, Arts) 18.1%
2. Car parking 12.5%
3. Leisure Services 10.9%
4. Markets 8.0%
5. Planning 6.8%
6. Museums 6.4%

The chart below details response for all areas;



Q. *Would you agree to a council tax increase to protect some services?*

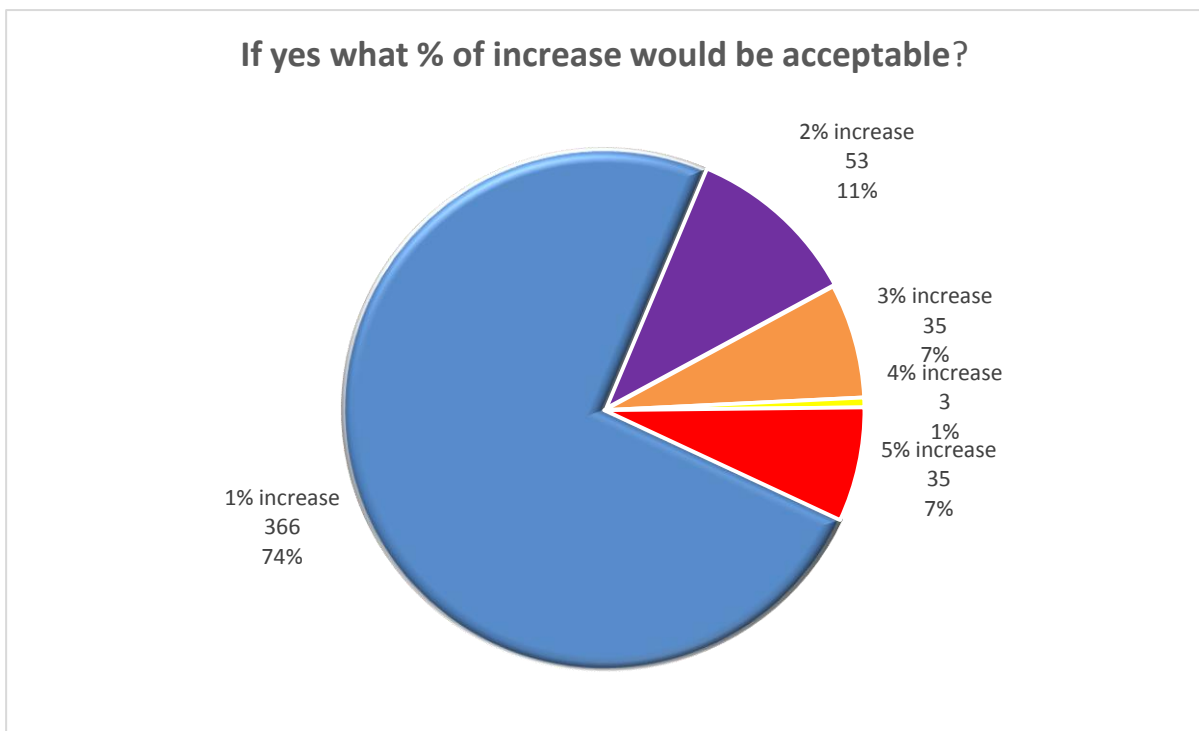
The chart below details response to this question;



A subsidiary to this question was;

If yes, what level of increase would be acceptable?

The chart below details response to this question;



Q. Should the council increase or make additional charges for services

The consultation asked for the people to select charges by the Council from 7 options, and also any other possible options;

The chart below details response to this question of charges to increase, decrease or no change;

